





Tube Fittings

PNEUMATIC EQUIPMENT



| JPLG (PLF) | | JPH (PH) | | JPY (PY) | | JPU (PU) | |
|---|--|--|--|--|--|--|--|
|  <p>Female L Connector</p> | |  <p>Universal Elbow</p> | |  <p>Y Socket</p> | |  <p>Straight Socket</p> | |
| Model | | Model | | Model | | Model | |
| JPLG ϕ D-R □ | | JPH ϕ D-R □ | | JPY ϕ D | | JPU ϕ D | |
| JPLG 4-M5 | | JPH 4-M5 | | JPY-4 | | JPU-4 | |
| JPLG 4-01 | | JPH 4-01 | | JPY-6 (1/4) | | JPU-6 (1/4) | |
| JPLG 4-02 | | JPH 4-02 | | JPY-8 (5/16) | | JPU-8 (5/16) | |
| JPLG 6-M5(1/4-M5) | | JPH 6-M5(1/4-M5) | | JPY-10 (3/8) | | JPU-10 (3/8) | |
| JPLG 6-01(1/4-01) | | JPH 6-01(1/4-01) | | JPY-12 (1/2) | | JPU-12 (1/2) | |
| JPLG 6-02(1/4-02) | | JPH 6-02(1/4-02) | | | | | |
| JPLG 6-03(1/4-03) | | JPH 6-03(1/4-03) | | | | | |
| JPLG 6-04(1/4-04) | | JPH 8-01(5/16-01) | | | | | |
| JPLG 8-01(5/16-01) | | JPH 8-02(5/16-02) | | | | | |
| JPLG 8-02(5/16-02) | | JPH 8-03(5/16-03) | | | | | |
| JPLG 8-03(5/16-03) | | JPH 10-1(3/8-01) | | | | | |
| JPLG 8-04(5/16-04) | | JPH 10-2(3/8-02) | | | | | |
| JPLG 10-1(3/8-01) | | JPH 10-3(3/8-03) | | | | | |
| JPLG 10-2(3/8-02) | | JPH 10-4(3/8-04) | | | | | |
| JPLG 10-3(3/8-03) | | JPH 12-02(1/2-02) | | | | | |
| JPLG 10-4(3/8-04) | | JPH 12-03(1/2-03) | | | | | |
| JPLG 12-02(1/2-02) | | JPH 12-04(1/2-04) | | | | | |
| JPLG 12-03(1/2-03) | | | | | | | |
| JPLG 12-04(1/2-04) | | | | | | | |

