





# Tube Fittings

PNEUMATIC EQUIPMENT



<b>JPD</b> (PD)		<b>JPLL</b> (PLL)		<b>JPX</b> (PX)		<b>JPG</b> (PCF)	
 <p>R <math>\varnothing D</math></p>		 <p><math>\varnothing D</math></p>		 <p><math>\varnothing D</math></p>		 <p><math>\varnothing D</math> R</p>	
<b>Male Branch Tee</b>		<b>Long L Connector</b>		<b>Male Y Connector</b>		<b>Female Connector</b>	
<b>Model</b> JPD $\varnothing D$ -R □		<b>Model</b> JPLL $\varnothing D$ -R □		<b>Model</b> JPX $\varnothing D$ -R □		<b>Model</b> JPG $\varnothing D$ -R □	
JPD 4-M5		JPLL 4-M5		JPX 4-M5		JPG 4-M5	
JPD 4-01		JPLL 4-01		JPX 4-01		JPG 4-01	
JPD 4-02		JPLL 4-02		JPX 4-02		JPG 6-M5(1/4-M5)	
JPD 6-M5(1/4-M5)		JPLL 6-01(1/4-01)		JPX 6-M5(1/4-M5)		JPG 6-01(1/4-01)	
JPD 6-01(1/4-01)		JPLL 6-02(1/4-02)		JPX 6-01(1/4-01)		JPG 6-02(1/4-02)	
JPD 6-02(1/4-02)		JPLL 6-03(1/4-03)		JPX 6-02(1/4-02)		JPG 6-03(1/4-03)	
JPD 6-03(1/4-03)		JPLL 8-01(5/16-01)		JPX 6-03(1/4-03)		JPG 8-01(5/16-01)	
JPD 6-04(1/4-04)		JPLL 8-02(5/16-02)		JPX 6-04(1/4-04)		JPG 8-02(5/16-02)	
JPD 8-01(5/16-01)		JPLL 8-03(5/16-03)		JPX 8-01(5/16-01)		JPG 8-03(5/16-03)	
JPD 8-02(5/16-02)		JPLL 8-04(5/16-04)		JPX 8-02(5/16-02)		JPG 8-04(5/16-04)	
JPD 8-03(5/16-03)		JPLL 10-2(3/8-02)		JPX 8-03(5/16-03)		JPG 10-1(3/8-01)	
JPD 8-04(5/16-04)		JPLL 10-3(3/8-03)		JPX 8-04(5/16-04)		JPG 10-2(3/8-02)	
JPD 10-1(3/8-01)		JPLL 10-4(3/8-04)		JPX 10-1(3/8-01)		JPG 10-3(3/8-03)	
JPD 10-2(3/8-02)		JPLL 12-02(1/2-02)		JPX 10-2(3/8-02)		JPG 10-4(3/8-04)	
JPD 10-3(3/8-03)		JPLL 12-03(1/2-03)		JPX 10-3(3/8-03)		JPG 12-02(1/2-02)	
JPD 10-4(3/8-04)		JPLL 12-04(1/2-04)		JPX 10-4(3/8-04)		JPG 12-03(1/2-03)	
JPD 12-01(1/2-01)				JPX 12-02(1/2-02)		JPG 12-04(1/2-04)	
JPD 12-02(1/2-02)				JPX 12-03(1/2-03)			
JPD 12-03(1/2-03)				JPX 12-04(1/2-04)			
JPD 12-04(1/2-04)							