





Tube Fittings

PNEUMATIC EQUIPMENT



JSC (JSC)		JPC (PC)		JPL (PL)		JPB (PB)	
 <p>$\varnothing D$ R</p>		 <p>$\varnothing D$ R</p>		 <p>R ρD</p>		 <p>$\varnothing D$ R</p>	
L-Type-flow controller		Male Connector		Male Elbow		Male Tee	
Model JSC $\varnothing D$ -R □		Model JPC $\varnothing D$ -R □		Model JPL $\varnothing D$ -R □		Model JPB $\varnothing D$ -R □	
JSC 4-M5		JPC 4-M5		JPL 4-M5		JPB 4-M5	
JSC 4-01		JPC 4-01		JPL 4-01		JPB 4-01	
JSC 4-02		JPC 4-02		JPL 4-02		JPB 4-02	
JSC 6-M5(1/4-M5)		JPC 6-M5(1/4-M5)		JPL 6-M5(1/4-M5)		JPB 6-M5(1/4-M5)	
JSC 6-01(1/4-01)		JPC 6-01(1/4-01)		JPL 6-01(1/4-01)		JPB 6-01(1/4-01)	
JSC 6-02(1/4-02)		JPC 6-02(1/4-02)		JPL 6-02(1/4-02)		JPB 6-02(1/4-02)	
JSC 6-03(1/4-03)		JPC 6-03(1/4-03)		JPL 6-03(1/4-03)		JPB 6-03(1/4-03)	
JSC 6-04(1/4-04)		JPC 6-04(1/4-04)		JPL 6-04(1/4-04)		JPB 6-04(1/4-04)	
JSC 8-01(5/16-01)		JPC 8-01(5/16-01)		JPL 8-01(5/16-01)		JPB 8-01(5/16-01)	
JSC 8-02(5/16-02)		JPC 8-02(5/16-02)		JPL 8-02(5/16-02)		JPB 8-02(5/16-02)	
JSC 8-03(5/16-03)		JPC 8-03(5/16-03)		JPL 8-03(5/16-03)		JPB 8-03(5/16-03)	
JSC 8-04(5/16-04)		JPC 8-04(5/16-04)		JPL 8-04(5/16-04)		JPB 8-04(5/16-04)	
JSC 10-1(3/8-01)		JPC 10-1(3/8-01)		JPL 10-1(3/8-01)		JPB 10-1(3/8-01)	
JSC 10-2(3/8-02)		JPC 10-2(3/8-02)		JPL 10-2(3/8-02)		JPB 10-2(3/8-02)	
JSC 10-3(3/8-03)		JPC 10-3(3/8-03)		JPL 10-3(3/8-03)		JPB 10-3(3/8-03)	
JSC 10-4(3/8-04)		JPC 10-4(3/8-04)		JPL 10-4(3/8-04)		JPB 10-4(3/8-04)	
JSC 12-02(1/2-02)		JPC 12-01(1/2-01)		JPL 12-01(1/2-01)		JPB 12-01(1/2-01)	
JSC 12-03(1/2-03)		JPC 12-02(1/2-02)		JPL 12-02(1/2-02)		JPB 12-02(1/2-02)	
JSC 12-04(1/2-04)		JPC 12-03(1/2-03)		JPL 12-03(1/2-03)		JPB 12-03(1/2-03)	
		JPC 12-04(1/2-04)		JPL 12-04(1/2-04)		JPB 12-04(1/2-04)	