









Tube Fittings

PNEUMATIC EQUIPMENT



JPE (PE)		JPV (PV)		JPY (PN)		JPU (PG)	
	φD		φD		$\varphi D1$ $\varphi D2$		$\varphi D1$ $\varphi D2$
Tee Socket		Elbow		Reducing Y Socket		Reducing Socket	
Model JPE φD		Model JPV φD		Model JPY φD		Model JPU φD	
JPE-4		JPV-4		JPY 6-4 (1/4-4)		JPU 6-4 (1/4-4)	
JPE-6 (1/4)		JPV-6 (1/4)		JPY 8-6 (5/16-1/4)		JPU 8-6 (5/16-1/4)	
JPE-8 (5/16)		JPV-8 (5/16)		JPY 10-8 (3/8-5/16)		JPU 10-8 (3/8-5/16)	
JPE-10 (3/8)		JPV-10 (3/8)		JPY 12-10 (1/2-3/8)		JPU 12-10 (1/2-3/8)	
JPE-12 (1/2)		JPV-12 (1/2)					

JPEG (PEG)		JPM (PM)		JVA (PA)		JPF (PKG)	
	$\varphi D1$ $\varphi D2$		φD		φD		φD
Reducing Tee Socket		Bulk Head Connector		Air Flow Controller		Main Block	
Model JPEG φD		Model JPM φD		Model JVA φD		Model JPF φD	
JPEG 6-4 (1/4-4)		JPM-4		JVA-4		JPF-4	
JPEG 8-6 (5/16-1/4)		JPM-6 (1/4)		JVA-6 (1/4)		JPF-6 (1/4)	
JPEG 10-8 (3/8-5/16)		JPM-8 (5/16)		JVA-8 (5/16)		JPF-8 (5/16)	
JPEG 12-10 (1/2-3/8)		JPM-10 (3/8)		JVA-10 (3/8)		JPF-10 (3/8)	
		JPM-12 (1/2)		JVA-12 (1/2)		JPF-12 (1/2)	